



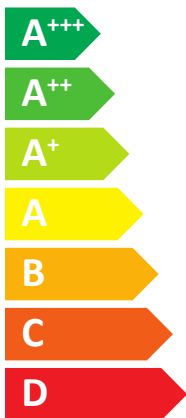
ENERG

енергия · ενεργεια

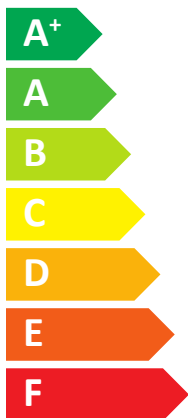


TIKI

AMS10-6 + SHK 200S-6



A⁺⁺



A

Two icons showing sound power levels. The top icon shows a speaker inside a house with the value 35 dB. The bottom icon shows a speaker outside a house with the value 51 dB.



Legend for the energy consumption map:

- Dark blue square: 06 kW
- Medium blue square: 05 kW
- Light blue square: 05 kW



ENERG

енергия · ενεργεια

Y

IJA

IE

IA

TIKI

AMS10-6 + SHK 200S-6

Energy label for heating system showing a radiator icon, an A++ energy class arrow, a radiator icon, an A energy class arrow, and a tap icon with XL.

Energy label for solar panel, hot water tank, and boiler. It features a plus sign, a solar panel icon, a hot water tank icon, a plus sign, a control panel icon with a hand, a plus sign, and a boiler icon.


Energy label for radiator showing a radiator icon, a color scale from A+++ (green) to G (red), and an A++ energy class arrow.

Energy label for tap showing a tap icon with XL, a color scale from A+++ (green) to G (red), and an A energy class arrow.

Supplier's name:	TIKI		
Model:	AMS10-6 + SHK 200S-6		
Temperature application	35	55	°C
Declared load profile for water heating	XL		
Seasonal space heating energy efficiency class, average climate:	A+++	A++	
Water heating energy efficiency class, average climate:	A		
Rated heat output, average climate:	5	5	kW
Annual energy consumption for space heating, average climate	2089	3248	kWh
Annual electricity consumption for water heating, average climate	1890		kWh
Seasonal space heating energy efficiency, average climate:	188	131	%
Water heating energy efficiency, average climate:	91		%
Sound power level LWA indoors	35		dB
Rated heat output, cold climate:	4	6	kW
Rated heat output, warm climate:	4	5	kW
Annual energy consumption for space heating, cold climate	2694	4610	kWh
Annual electricity consumption for water heating, cold climate	2397		kWh
Annual energy consumption for space heating, warm climate	872	1398	kWh
Annual electricity consumption for water heating, warm climate	1537		kWh
Seasonal space heating energy efficiency, cold climate:	143	116	%
Water heating energy efficiency, cold climate:	70		%
Seasonal space heating energy efficiency, warm climate:	252	179	%
Water heating energy efficiency, warm climate:	109		%
Sound power level LWA outdoors	51		dB

Data for package fiche

Controller class	VI		
Controller contribution to efficiency	4,0		%
Seasonal space heating energy efficiency of package, average climate:	192	135	%
Seasonal space heating energy efficiency class for package, average climate:	A+++	A++	%
Seasonal space heating energy efficiency of package, cold climate:	147	120	%
Seasonal space heating energy efficiency of package, warm climate:	256	183	%

Model(s):		AMS10-6 + SHK 200S-6										
Type of heat source/sink:		Air-to-water										
Low-temperature heat pump:		No										
Equipped with supplementary heater:		Yes										
Heat pump combination heater:		Yes										
Climate condition:		Average										
Temperature application:		Medium temperature (55 °C)										
Applied standards: EN14825, EN16147, EN 14511 and EN 12102												
Rated heat output		Prated	5,3	kW	Seasonal space heating energy efficiency		η_s	131	%			
<i>Declared capacity for part load at outdoor temperature Tj</i>				<i>Declared coefficient of performance for part load at outdoor temperature Tj</i>								
Tj = -7 °C	Pdh	4,7	kW	Tj = -7 °C	COPd	1,88	-					
Tj = +2 °C	Pdh	2,8	kW	Tj = +2 °C	COPd	3,26	-					
Tj = +7 °C	Pdh	1,8	kW	Tj = +7 °C	COPd	4,72	-					
Tj = +12 °C	Pdh	2,7	kW	Tj = +12 °C	COPd	6,47	-					
Tj = biv	Pdh	4,7	kW	Tj = biv	COPd	1,88	-					
Tj = TOL	Pdh	4,1	kW	Tj = TOL	COPd	1,77	-					
Tj = -15 °C (if TOL < -20 °C)	Pdh		kW	Tj = -15 °C (if TOL < -20 °C)	COPd		-					
Bivalent temperature				T _{biv}	-7	°C	Operation limit temperature			TOL	-10	°C
Cycling interval capacity for heating				P _{cyh}		kW	Cycling interval efficiency			COP _{cyh}		-
Degradation co-efficient				C _{dh}	0,99	-	Heating water operating limit			WTOL	58	°C
<i>Power consumption in modes other than active mode</i>				<i>Supplementary heater</i>								
Off mode		P _{OFF}	0,007	kW	Rated heat output		P _{sup}	1,2	kW			
Thermostat-off mode		P _{TO}	0,012	kW								
Standby mode		P _{SB}	0,012	kW	Type of energy input		Electric					
Crankcase heater mode		P _{CK}	0	kW								
<i>Other items</i>												
Capacity control		variable		Rated air flow rate, outdoors			2526	m ³ /h				
Sound power level, indoors/outdoors		L _{WA}	35/51	dB	Rated water flow rate, indoor heat exchanger				m ³ /h			
Annual energy consumption		Q _{HE}	3248	kWh	Rated brine or water flow rate, outdoor heat exchanger				m ³ /h			
<i>For heat pump combination heater:</i>												
Declared load profile		XL		Water heating energy efficiency		η_{wh}	91	%				
Daily electricity consumption		Q _{elec}	8,59	kWh	Daily fuel consumption		Q _{fuel}		kWh			
Annual electricity consumption		AEC	1890	kWh	Annual fuel consumption		AFC		GJ			
Approved by:												
Contact details		TIKI HVAC d.o.o., Partizanska cesta 12, 3320 Velenje, Slovenia										